

2009 Waterways Symposium

October 12-14, 2009

MICHAEL W. HENNESSEY



ABOUT CONSOL ENERGY

Founded in 1860

Member:
Fortune 500
S&P 500

8,500 employees

Largest coal
producer in Eastern
U.S.

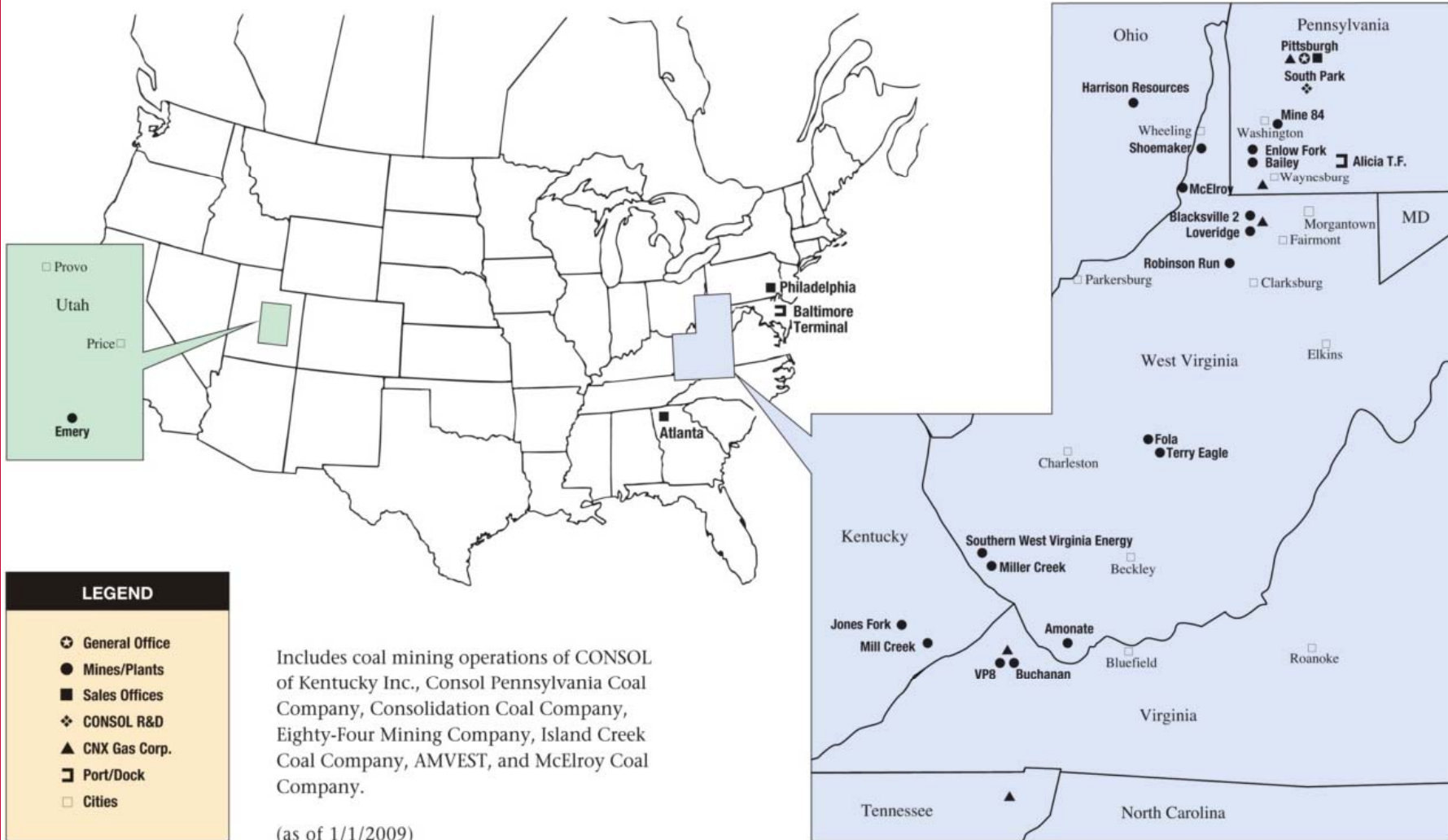
\$4.7 billion revenue
2nd largest of U.S.
coal producers

Produces over 85
bcf of Appalachian
gas per year

17 mining complexes in 6 states
including the largest underground
mines in the world

Over 4 million acres of natural
gas and coalbed methane
control

CONSOL ENERGY Operations

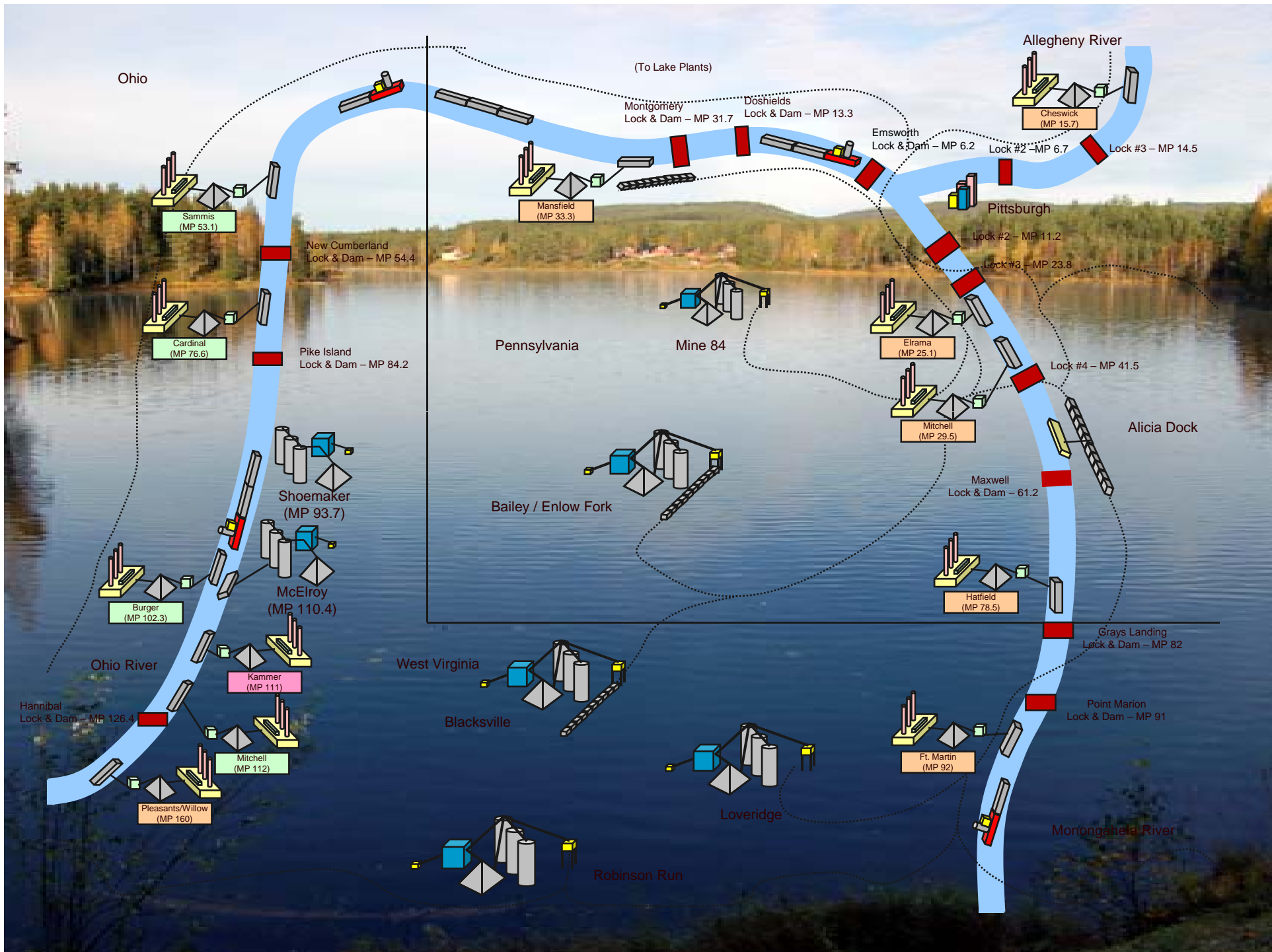



CONSOL ENERGY RIVER OPERATIONS

FLEET PROFILE

Horsepower	Number of Boats
600	1
800	2
900	1
1080	1
1174	1
1200	5
1400	2
1550	1
1710	3
1800	3
2180	1
3000	3
3200	2
Total Boats	26

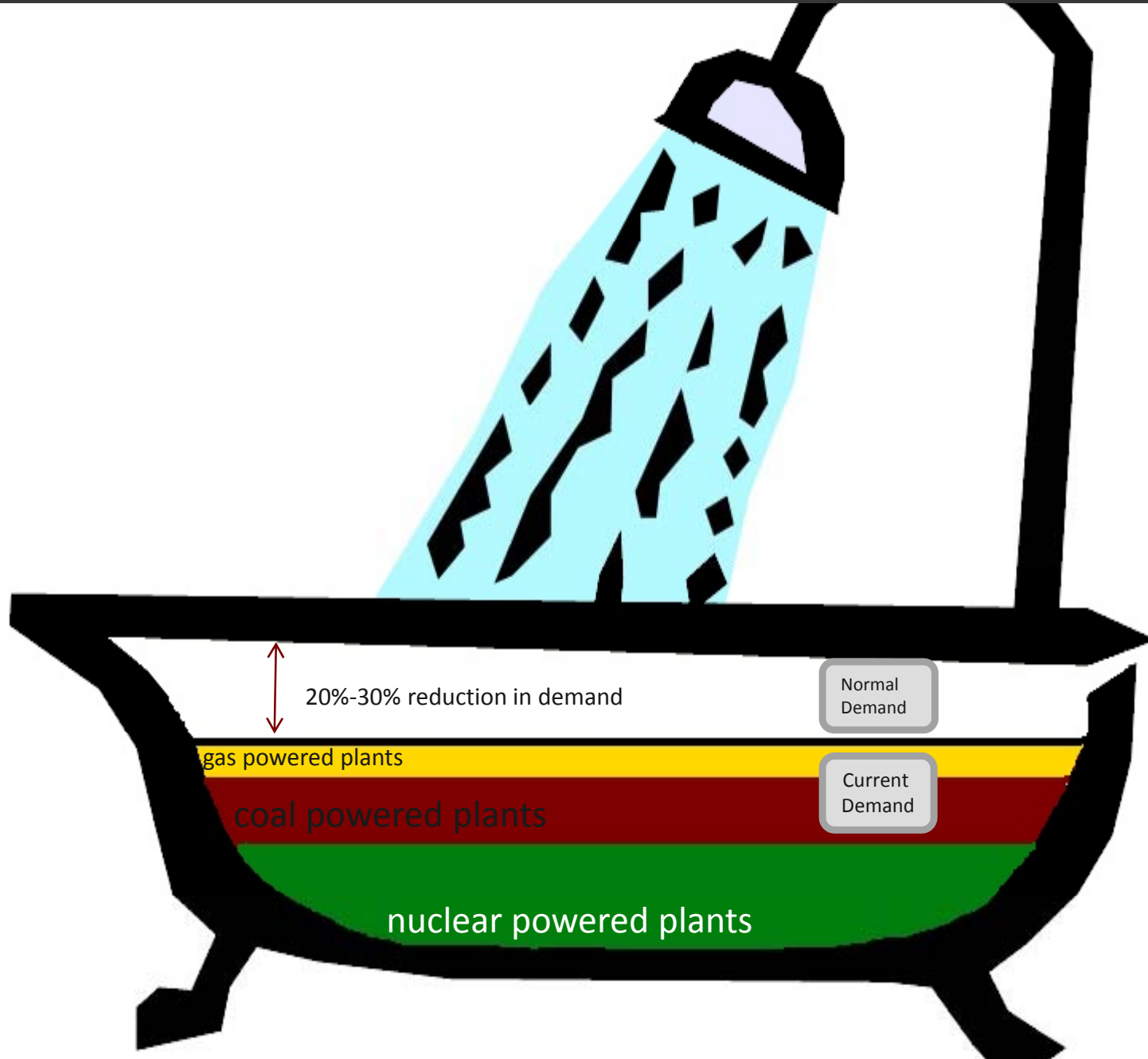
Number of Barges	
Jumbo	198
Stumbo	124
Standard	306
Total: 628	



COAL TONNAGE COMPARISON

January through September	2009	2008	Difference	
AEP - Kammer	208	840	(632)	(75%)
AES - Beaver Valley	202	196	6	3%
Allegheny Energy	6,728	8,949	(2,221)	(25%)
Crown Coal & Coke	90	127	(37)	(29%)
Cumberland Resources	147	242	(95)	(39%)
First Energy	3,944	3,702	243	7%
KeyCon Fuels	596	502	94	19%
RRI Energy	878	1,286	(408)	(32%)
USS - Clairton	9	340	(330)	(97%)
Total	12,801	16,182	(3,381)	(21%)

REASON FOR DECLINE





MICHAEL W. HENNESSEY

